Search Bar Block

PublishPress Blocks · https://publishpress.com/knowledge-base/search-bar-block/

The PublishPress "Search Bar" block is available in the PublishPress Blocks plugin. This allows you to add a very customizable search form into Gutenberg. You can change the colors, icons, width and text of your search bar.

How to add a Search Bar block

You can create a search textbox on by clicking the "Search Bar - PublishPress" button in the PublishPress Blocks category.

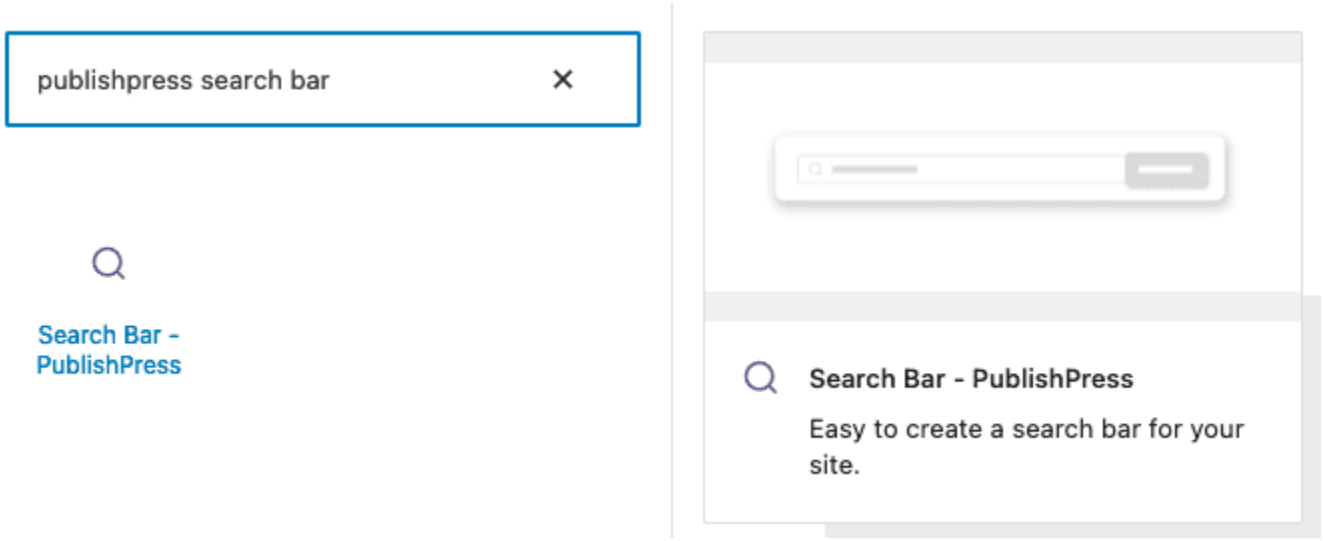

Settings for the Search Bar block

You can adjust the PublishPress Search Bar settings on the right panel.

- **Styles:** there are 2 predefined styles: Default and Classic
- **Search Bar State**
  - Full width: On/Off

- Width

- **Search Icon Settings**
  - Search icon on the right: On/Off
  - Search icon

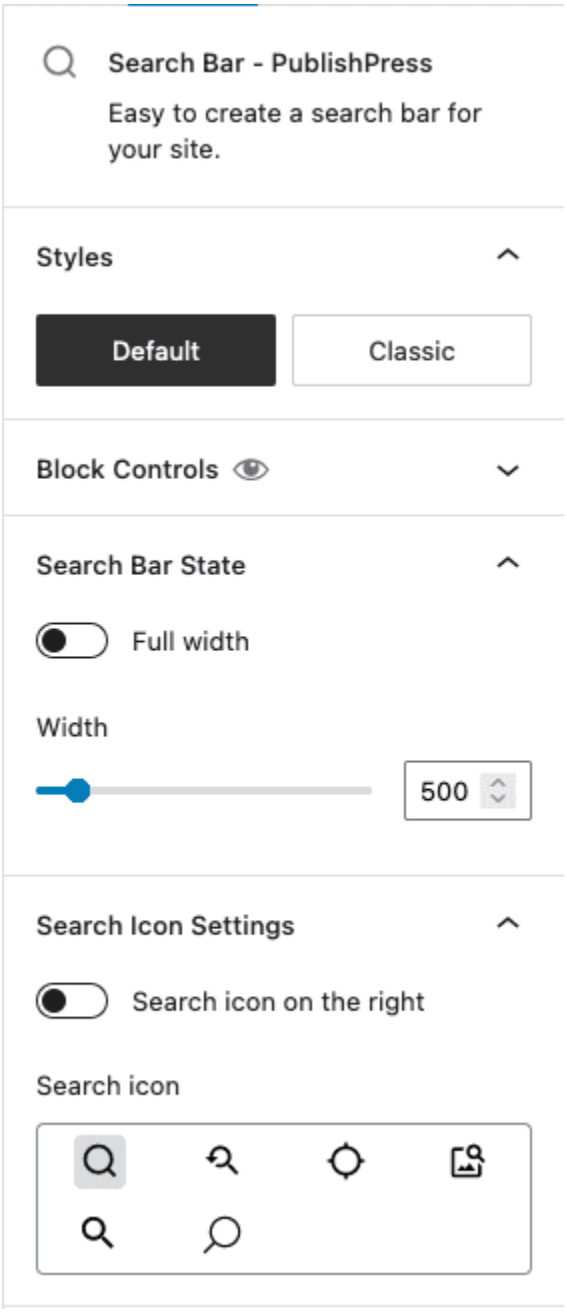

- **Search Input Settings**
  - Search placeholder

- Input Color: Background and Text color

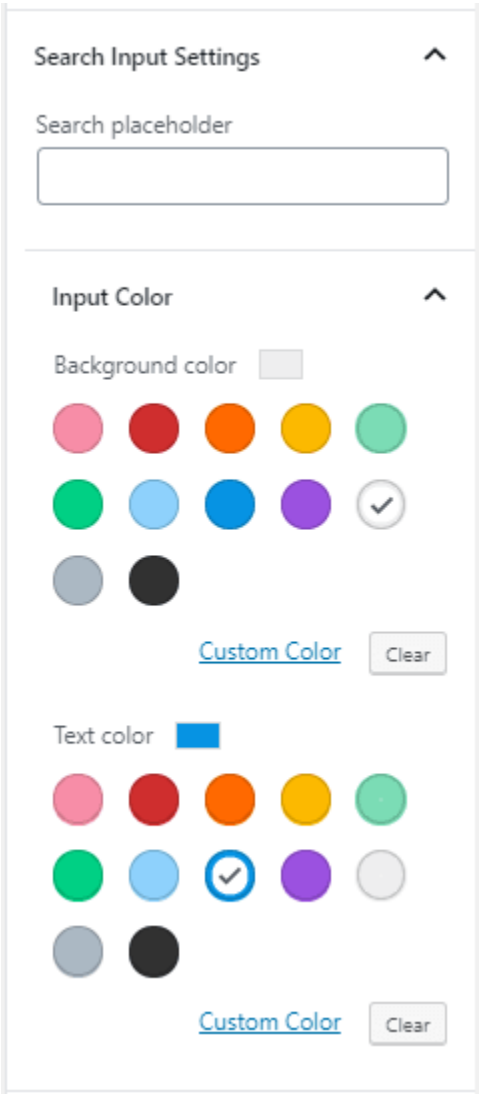

- **Search Button Settings**
  - Show submit button: On/Off
  - Search button on the left: On/Off
  - Background and Text color
  - Border radius
- **Hover Colors:** Background, Text and Shadow color
- **Hover Shadow:** Opacity, Transition speed and Shadow (H (horizontal) offset, V (vertical) offset, blur, spread)

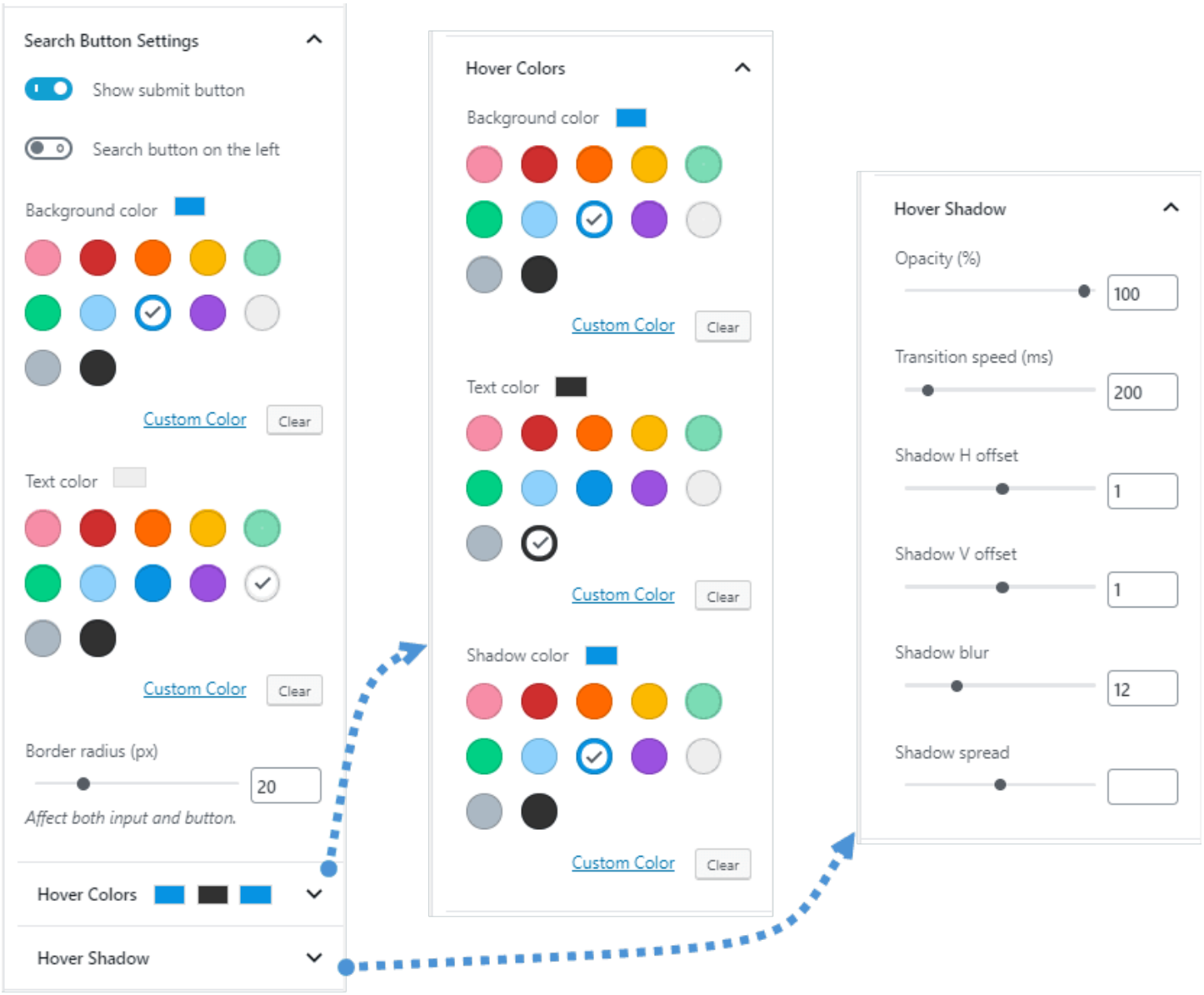
Search Button Settings
Show submit button
Search button on the left
Background color
Custom Color
Clear
Text color
Custom Color
Clear
Border radius (px)
20
Affect both input and button.
Hover Colors
Hover Shadow
Hover Colors
Background color
Custom Color
Clear
Text color
Custom Color
Clear
Shadow color
Custom Color
Clear
Hover Shadow
Opacity (%)
100
Transition speed (ms)
200
Shadow H offset
1
Shadow V offset
1
Shadow blur
12
Shadow spread