PublishPress Revisions Support for Advanced Custom Fields (Pro)

New Revisions Integrations · https://publishpress.com/knowledge-base/revisionary-acf/

This feature requires the Pro version of the PublishPress Revisions plugin.

The Pro version of PublishPress Revisions has support for the Advanced Custom Fields (ACF) plugin. You can schedule, moderate and approve revisions for content that uses ACF.

This feature supports almost all ACF fields in both the Free and Pro version. These fields include these: Text, Text Area, Number, Range, Email, URL, Image, Taxonomy, True/False, Gallery, Repeater, and many more.

- To create a revision for post that use ACF, click on the "New Revision" link.

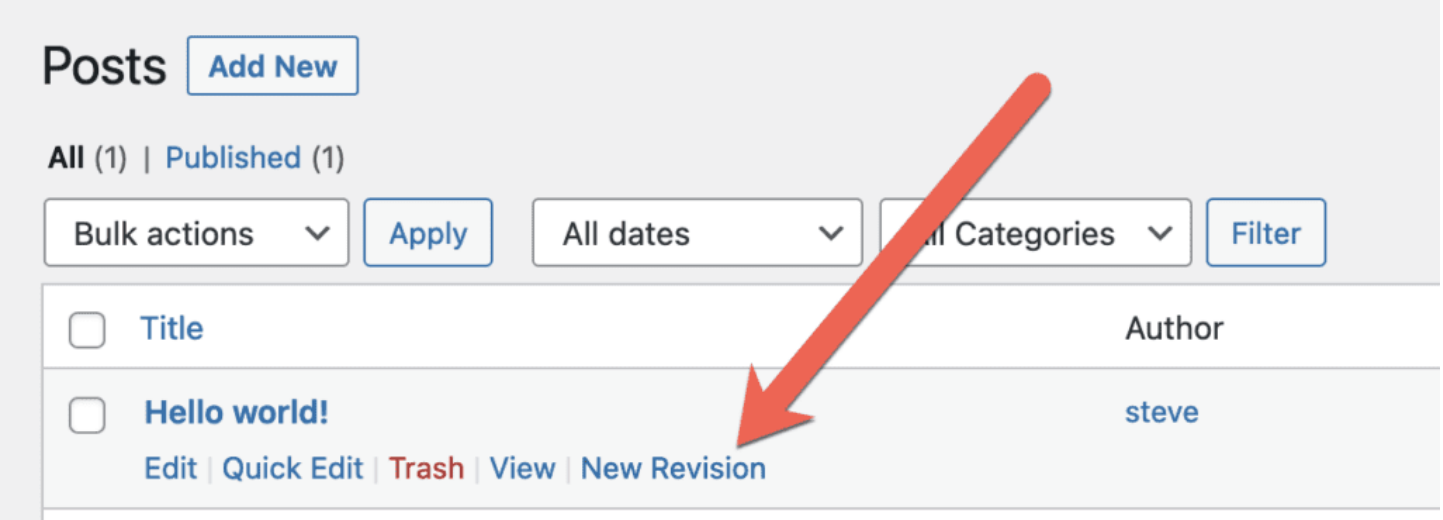

New Revision Link

- Go to the "Revision Queue".
- Click "Edit" and you can update the revision, including the ACF fields.
- Click "Compare" and you can see what's changed in this revision:

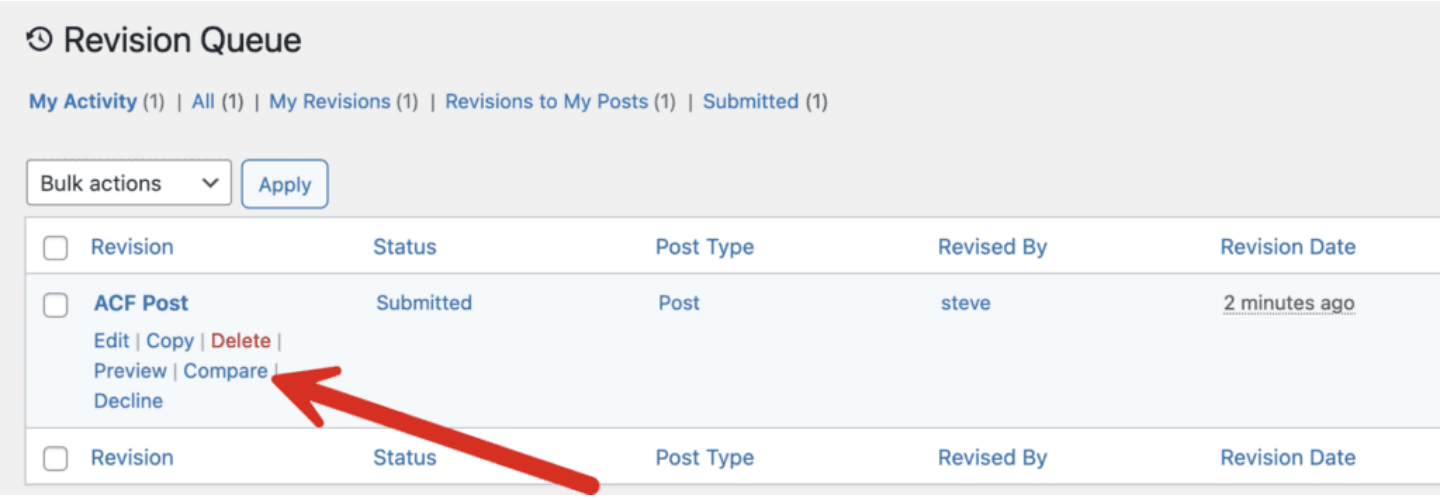

The "Compare" screen will show you any changes that have happened with ACF Fields. In this example, we changed the content in two ACF fields from "Before" to "After".

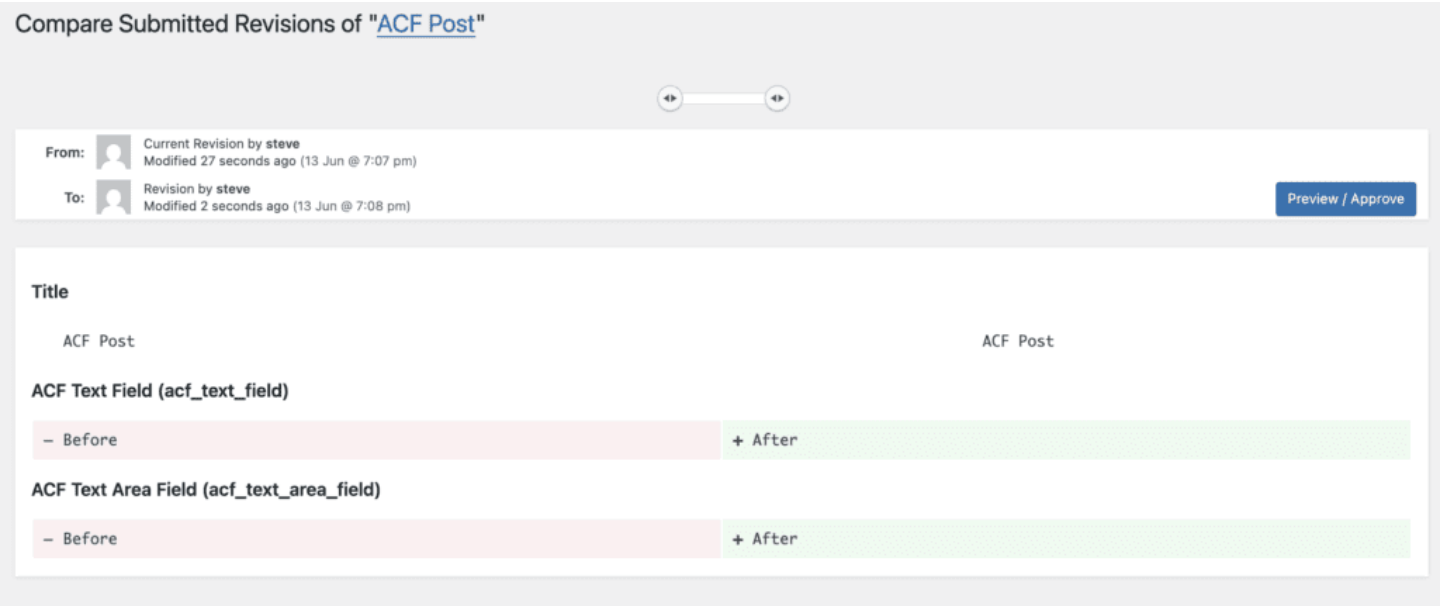

If you have more advanced field such as Google Maps, Gallery, or Repeater, those fields will appear with text or numerical values. For example, in the screenshot below, the Gallery field contains an image with an ID of 47. That is what is stored in the database, and that is what will appear in the "Compare" screen.

Title

ACF Post	ACF Post
ACF Google Maps Field (acf_google_maps)	
–	+ 20 West 34th Street, New York City, NY 10001
ACF Gallery Field (acf_gallery_field)	
–	+ 47
ACF Repeater Field (acf_repeater_field)	
–	+ 2
- Repeat Field 1 (acf_repeater_field_0_repeat_field_1)	
–	+ After
- Repeat Field 1 (acf_repeater_field_1_repeat_field_1)	
–	+ After 2
- Repeat Field 2 (acf_repeater_field_0_repeat_field_2)	
–	+ After