Add Social Links to Author Profiles (Pro)

Author Fields · https://publishpress.com/knowledge-base/add-social-links/

This feature requires the Pro version of the PublishPress Authors plugin.

This guide will show you how expand author profiles in PublishPress Authors with links to social profiles.

The Pro version of PublishPress Authors has a feature called "Author Fields". This feature arrives with several default fields for you to use:

- Twitter / X
- Instagram
- LinkedIn
- YouTube
- Facebook
- TikTok

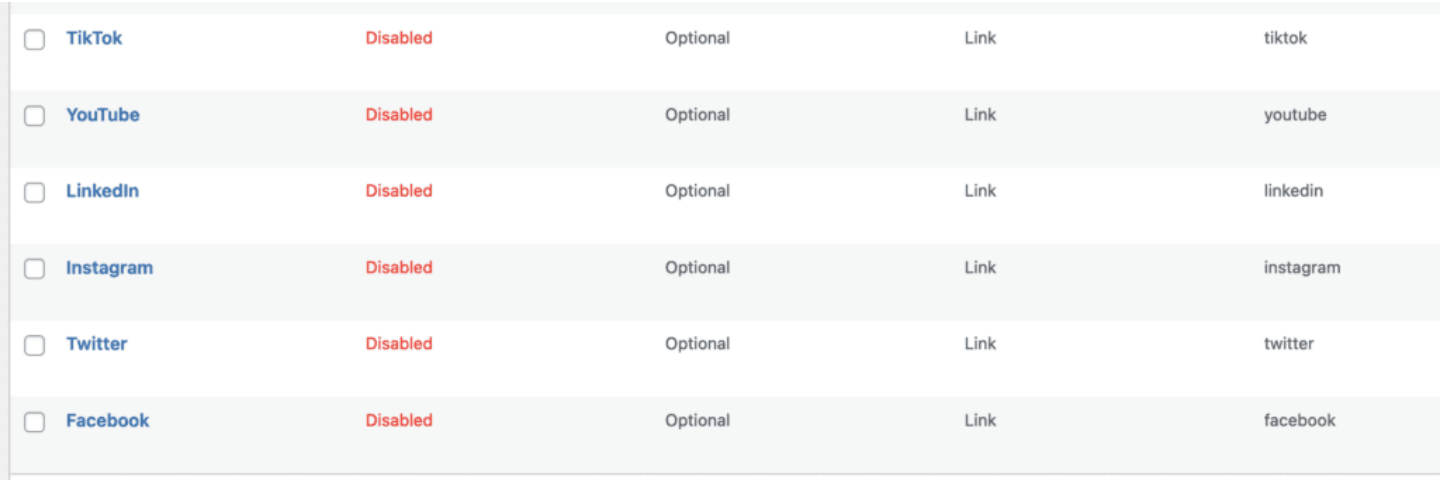

TikTok	Disabled	Optional	Link	tiktok
YouTube	Disabled	Optional	Link	youtube
LinkedIn	Disabled	Optional	Link	linkedin
Instagram	Disabled	Optional	Link	instagram
Twitter	Disabled	Optional	Link	twitter
Facebook	Disabled	Optional	Link	facebook

Follow these steps to add a field to your author profiles:

- Edit the field and change the "Field Status" to "Active".
- Go to the "Author Profile" area and enter a profile link for your own account. This will show that the fields is working, and also give us an example to test with.

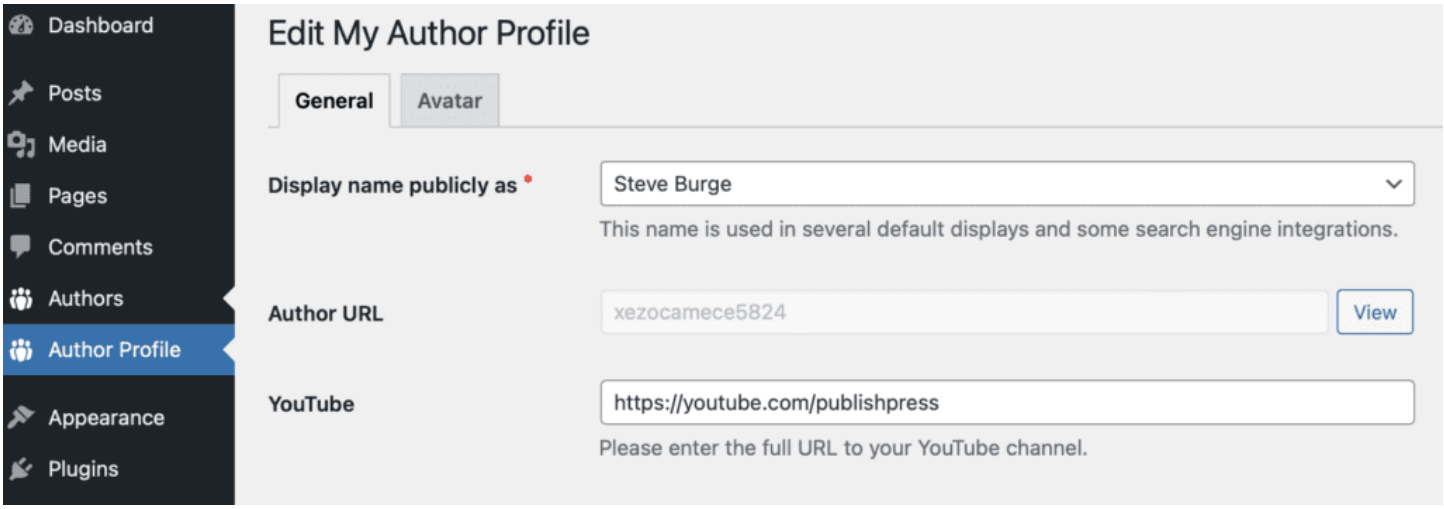

- Go to the "Author Boxes" area and edit an author box.
- Go to the "Author Fields" tab and preview your new field. In this screenshot below, I've enabled the YouTube field:

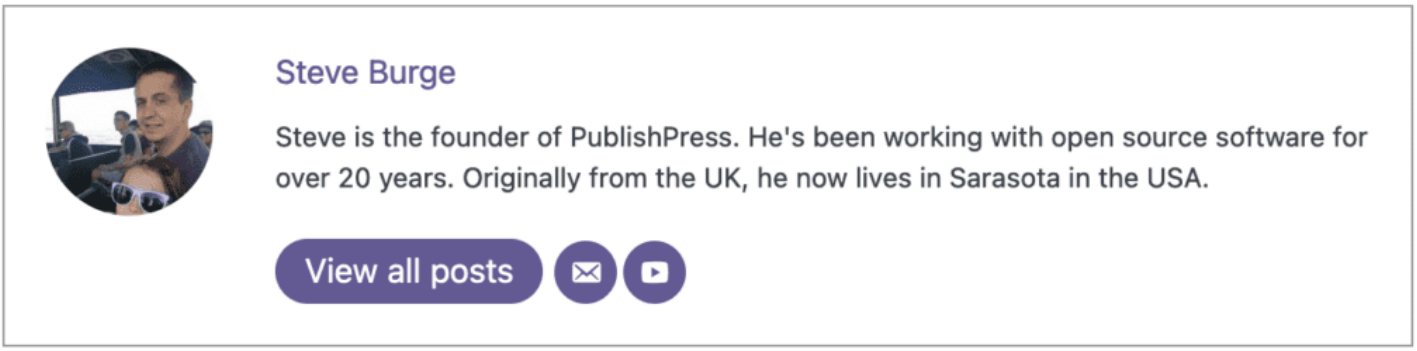

- You may need to adjust some settings such as the "Color" option to match your design. You can also customize other settings such as prefix, suffix, size, height, and the icon.

Decoration Default

Alignment Default

Color Select Color #ffffff Clear

